



Providers  
Clinical Support  
System

# FAME Session 7: Drug Use in Pregnancy

Leslie Hayes, MD  
Family Physician and Addiction Medicine  
El Centro Family Health  
Española, NM

# Target Audience

- The overarching goal of PCSS is to train healthcare professionals in evidence-based practices for the prevention and treatment of opioid use disorders, particularly in prescribing medications, as well for the prevention and treatment of substance use disorders.
- The Fundamentals of Addiction Medicine ECHO (FAME) series is for physicians, physician assistants, nurse practitioners, nurses, and behavioral health specialists. It is designed for those new to treating patients with addiction and for individuals who have had little or no addiction training.

# Financial Disclosures

- **Leslie Hayes, MD**
  - No Disclosures



# Learning Objectives

1. Describe effect of substance use disorder on pregnancy and evidence-based treatment strategies for pregnant patients and newborns.
2. Understand the effective of alcohol and illicit drugs on pregnancy.
3. Discuss the rationale behind use of medication treatment for opioid use disorder during pregnancy.
4. Realize the importance of postpartum period.

# Presentation Outline

Pregnancy and  
the postpartum  
period

Effects of  
substance use  
during pregnancy  
on the newborn

Neonatal opioid  
withdrawal  
syndrome

# Pregnancy and Substance Use Disorder

# Definition of terms for providers not regularly doing obstetric care

- G = Gravida = total number of pregnancies
- P = Para = total number of deliveries
- XX weeks = weeks since last menstrual period or weeks since conception + 2
- Full-term = 37-41 weeks gestation
- IUGR = Intrauterine growth restriction = fetal weight by ultrasound < 10<sup>th</sup> percentile
- SGA = small for gestational age = weight of newborn baby < 10<sup>th</sup> percentile for gestational age



# Definition of terms for providers not regularly doing obstetric care


- Preterm labor = labor at < 37 weeks
- Preterm delivery = delivery at < 37 weeks
- Placental abruption = placenta pulls away from the wall of the uterus. Small abruptions can cause IUGR or preterm labor. Large abruptions can be fatal for mother and baby.





# Case Study

33 yo G4P3 had been stable on buprenorphine-naloxone for 4 years. Presented to her buprenorphine provider for routine appointment and was discovered to be pregnant. Her buprenorphine provider did not give her a script because of this. She relapsed to heroin. She presented to our clinic at 25 weeks gestation, but because of transportation difficulties, she was unable to get restarted on buprenorphine and delivered a premature infant at 31 weeks. She restarted buprenorphine postpartum, and both she and baby did well.



# Case Study

22yo G1P0 presents @ 9 weeks gestation. Actively using heroin. Desperately wanted to keep this pregnancy and this child. Started on buprenorphine maintenance, did well. Child with no signs of Neonatal Opioid Withdrawal Syndrome at birth. Currently 10 years old, doing well.



# Substance Use in Pregnancy

- Use of alcohol, tobacco, and drugs during pregnancy is the leading preventable cause of mental, physical, and psychological impairments in children.
- Between 1998-2011, there was a 127% increase in opioid-dependent pregnant women presenting for delivery.<sup>1</sup>
- Opioid-dependent pregnant women have an unintended pregnancy rate of 86%.<sup>2</sup>
  - Please provide or refer for contraception if you are treating persons who can get pregnant.

<sup>1</sup>McCarthy et al. Opioid dependence and pregnancy: minimizing the stress on the fetal brain. American Journal of Obstetrics and Gynecology. 3 December 2016. pp 1-6

<sup>2</sup>Weaver et al. Alcohol and Other Drug Use During Pregnancy: Management of the Mother and Child in Miller et al. The ASAM Principles of Addiction Medicine. Wolters Kluwer 2019 P. 1315



# Perinatal SBIRT: 4 Ps Plus

Parents	Did either of your parents ever have a problem with alcohol or drugs?
Partner	Does your partner have a problem with alcohol or drugs?
Past	Have you ever had a problem with alcohol or drugs in the past?
Past 30 days	In the past month, have you drunk any alcohol or used any substances?

<sup>1</sup>ACOG committee opinion 711, 2017

<sup>2</sup> J Perinatol. 2005 Jun;25(6):368-74.



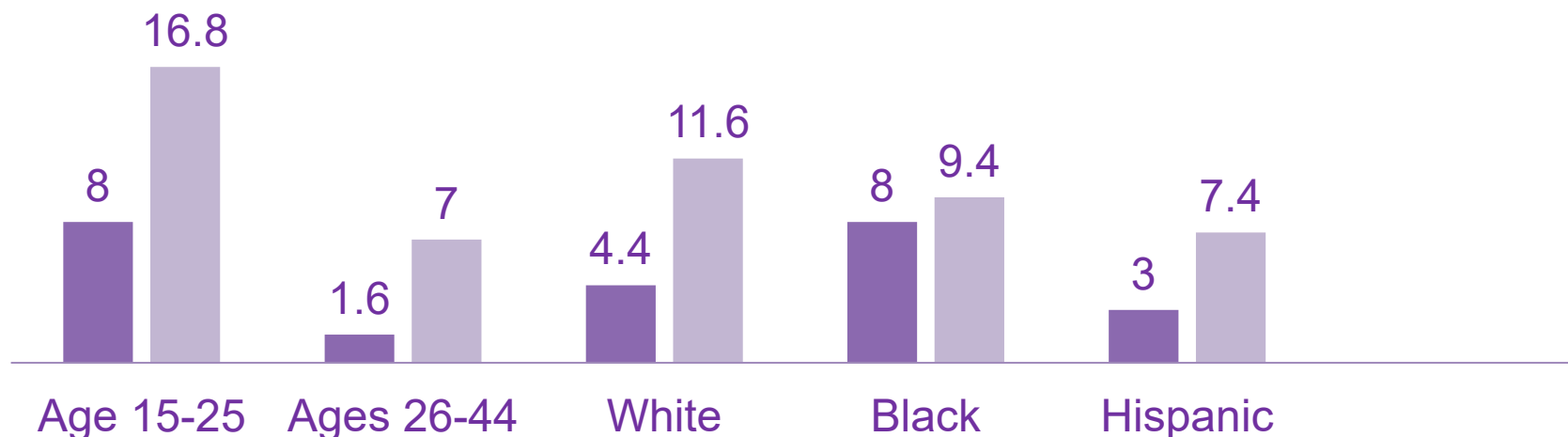
1. What are medical implications of substance use disorder with pregnancy?
2. What is the significance of pregnancy for any substance use disorder?



# Percentages of past-month illicit drug use in pregnant and non-pregnant women

## Past month rates of illicit drug use

■ Pregnant ■ Non-pregnant

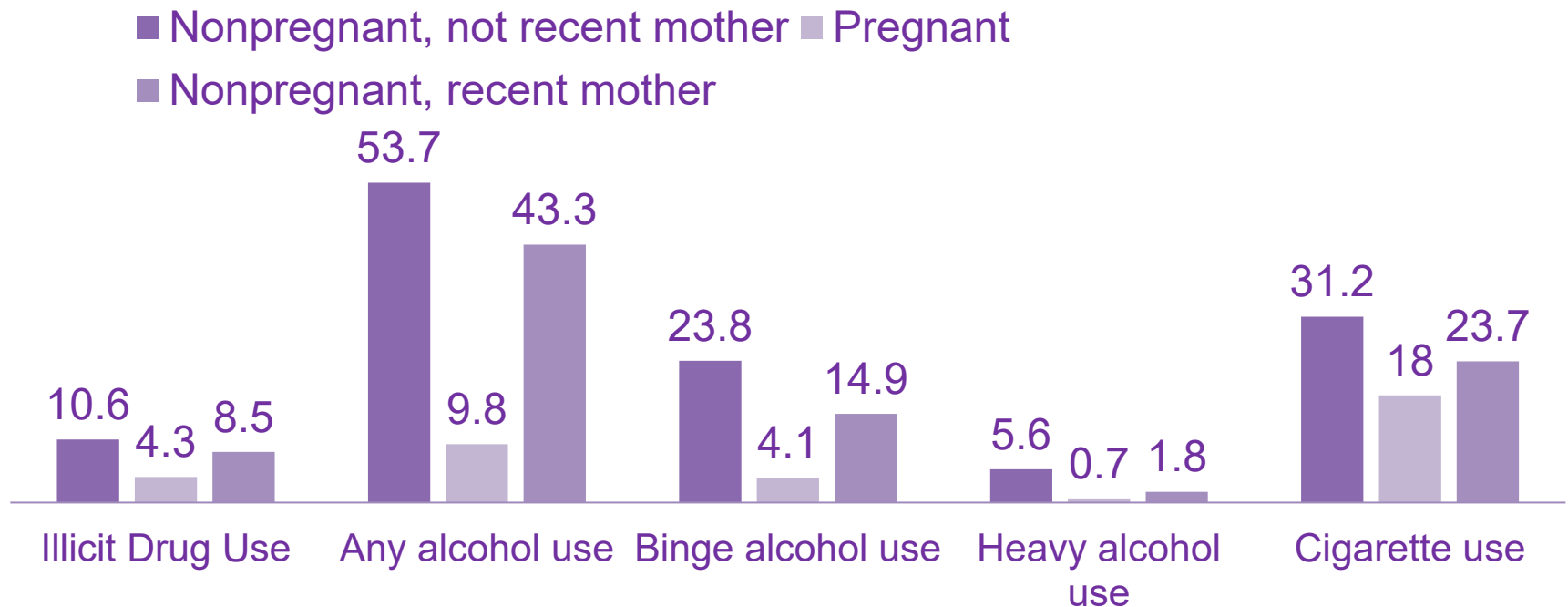


Helmbrecht et al. Management of Addiction Disorders in Pregnancy. *J Addict Med*; Vol 2, Number 1, March 2008, pp 1-16



# Percentages among women aged 15-44 years who reported past-month substance use by pregnancy and recent motherhood status

## Past-month rates of substance use



Helmbrecht et al. Management of Addiction Disorders in Pregnancy. *J Addict Med*; Vol 2, Number 1, March 2008, pp 1-16



# Birth Defects with Substances

The drug with the most teratogenic potential is alcohol.<sup>1</sup>

<sup>1</sup>Weaver et al. Alcohol and Other Drug Use During Pregnancy: Management of the Mother and Child in Miller et al. The ASAM Principles of Addiction Medicine. Wolters Kluwer 2019 P 1317





# Fetal alcohol syndrome

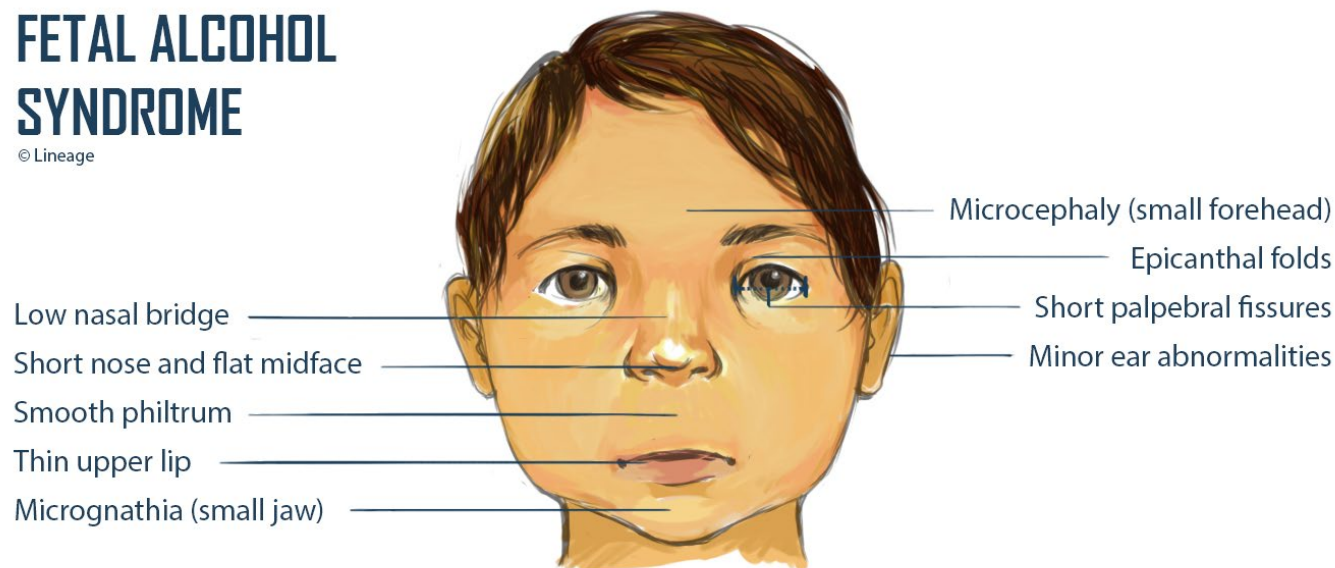
- Evidence of growth restriction (prenatal and/or postnatal)
  - Height and/or weight  $\leq 10^{\text{th}}$  percentile
- Evidence of deficient brain growth and/or abnormal morphogenesis
  - Structural brain anomalies or head circumference  $\leq 10^{\text{th}}$  percentile
- Characteristic pattern of minor facial anomalies
  - Short palpebral fissures, thin vermilion border upper lip, smooth philtrum



# Fetal alcohol syndrome

## FETAL ALCOHOL SYNDROME

© Lineage



# Tobacco and Pregnancy

- Neonates born to mothers who smoke weigh an average of 200 gm less than neonates born to mothers who don't smoke.<sup>1</sup>
- 22% of SUIDs (Sudden Unexpected infant deaths) can be directly attributed to maternal smoking during pregnancy.<sup>2</sup>

<sup>1</sup>Weaver et al. Alcohol and Other Drug Use During Pregnancy: Management of the Mother and Child in Miller et al. The ASAM Principles of Addiction Medicine. Wolters Kluwer 2019P 1318

<sup>2</sup>Anderson TM, Lavista Ferres JM, Ren SY, et al. Maternal Smoking Before and During Pregnancy and the Risk of Sudden Unexpected Infant Death. Pediatrics. 2019; 143(4):e20183325



# Cannabis and Pregnancy

- Many potential confounders:
  - Concurrent use of alcohol/tobacco
  - Income/age/education
  - Co-occurring psychiatric conditions
- Cannabis use is common – the prevalence of self-reported marijuana use is 2-5%, and it increased from 2.37% in 2002 to 3.85% in the 2014 NSDUH.<sup>1</sup>



Thompson R, DeJong K, Lo J. **Marijuana Use in Pregnancy: A Review.** *Obstet Gynecol Surv.* 2019 Jul;74(7):415-428

# Cannabis and Pregnancy

- Most common reasons to use cannabis in pregnancy are morning sickness and to manage anxiety/depression
  - Use of cannabis for morning sickness can lead to cannabinoid hyperemesis syndrome.<sup>1</sup>



1. Badowski S, Smith G. Cannabis use during pregnancy and postpartum. *Can Fam Physician*. 2020;66(2):98-103.

# Cannabis and Pregnancy

- Data is mixed on effect of cannabis on pregnancy.<sup>1</sup>
  - Studies have given varied results on effect on birthweight<sup>2,3</sup>, birth defects<sup>4</sup>, and other outcomes.
  - There does seem to be a pattern of neurobehavioral effects on the fetus, with hyperactivity and sleep problems in toddlers, ADHD in pre-teens, and emotional dysregulation in adolescents.<sup>5,6,7</sup>

Sheryl A. Ryan, Seth D. Ammerman, Mary E. O'Connor, COMMITTEE ON SUBSTANCE USE AND PREVENTION, SECTION ON BREASTFEEDING, Lucien Gonzalez, Stephen W. Patrick, Joanna Quigley, Leslie R. Walker, Joan Younger Meek, IBCLC, Margreete Johnston, Lisa Stellwagen, Jennifer Thomas, Julie Ware; Marijuana Use During Pregnancy and Breastfeeding: Implications for Neonatal and Childhood Outcomes. *Pediatrics* September 2018; 142 (3): e20181889. 10.1542/peds.2018-1889

Badowski S, Smith G. Cannabis use during pregnancy and postpartum. *Can Fam Physician*. 2020;66(2):98-103.

Gunn JK et al. **Prenatal exposure to cannabis and maternal and child health outcomes: a systematic review and meta-analysis.** *BMJ Open*. 2016 Apr 5;6(4):e009986. doi: 10.1136/bmjopen-2015-009986.

Conner et al. Maternal Marijuana Use and Adverse Neonatal Outcomes: A Systematic Review and Meta-analysis. *Obstet Gynecol*. 2016 Oct;128(4):713-23. doi: 10.1097/AOG.0000000000001649.

Weaver et al. Alcohol and Other Drug Use During Pregnancy: Management of the Mother and Child in Miller et al. The ASAM Principles of Addiction Medicine. Wolters Kluwer 2019P 1325

Thompson R, DeJong K, Lo J. **Marijuana Use in Pregnancy: A Review.** *Obstet Gynecol Surv*. 2019 Jul;74(7):415-428

Nashed et al. **Cannabinoid Exposure: Emerging Evidence of Physiological and Neuropsychiatric Abnormalities** *Frontiers in Psychiatry*. 11/2021

Roncero et al. **Cannabis use during pregnancy and its relationship with fetal developmental outcomes and psychiatric disorders. A systematic review.** *Reprod Health*. 2020;17(1):25. 2020 Feb 17.

# Cannabis and pregnancy –what we need to tell our patients

- Pregnant complain about hearing mixed messages from healthcare providers. They also state that want more research on the safety and effects of cannabis with pregnancy.<sup>1</sup>
- There is no recognized “safe” amount of marijuana with pregnancy.
  - Although marijuana hasn’t been found definitively to be dangerous, it has also most definitely not been found to be safe.
  - It is also likely much more dangerous if combined with tobacco and alcohol.
- There is very likely a risk of long-term neurocognitive effects.
- While it may help with morning sickness, it can lead to cannabinoid hyperemesis syndrome, which is way worse, and there are better treatments.

Barbosa-Leiker et al. **Daily Cannabis Use During Pregnancy and Postpartum in a State With Legalized Recreational Cannabis**, *Journal of Addiction Medicine*: November/December 2020 - Volume 14 - Issue 6 - p 467-474

# Stimulant Use and Pregnancy

- Methamphetamine<sup>1</sup> and cocaine<sup>2</sup> use are associated with the following:
  - Preterm delivery
  - Low birth weight
  - Small for gestational age infants



1. Kalaitzopoulos et al. **Effect of Methamphetamine Hydrochloride on Pregnancy Outcome: A Systematic Review and Meta-analysis**, *Journal of Addiction Medicine*: May/June 2018 - Volume 12 - Issue 3 - p 220-226
2. Smid MC et al. **Stimulant Use in Pregnancy: An Under-recognized Epidemic Among Pregnant Women**. *Clin Obstet Gynecol*. 2019;62(1):168-184.




# Implications of opioid use disorder with pregnancy

- Medication: Both use and withdrawal have fetal effects.  
**Withdrawal effects usually considered more serious.**
  - Withdrawal causes a hyperadrenergic state which causes constriction of blood vessels in placenta. Exacerbated by cocaine and methamphetamine use. Can cause preterm labor and placental abruption.
  - Biggest direct effect of opioid use is Neonatal Opioid Withdrawal Syndrome at birth.

# Case Study

## Pregnancy and Substance Use Disorder



28 yo G5P4, on methadone maintenance, disappeared from care at about 20 weeks, returned at 38 weeks in labor. Stated she had been at a methadone clinic in another community, but urine was negative for methadone, + for opiates. Baby went into horrible withdrawal at birth, child protective services involved and took child. Mother was arrested when she and her cousin, who was foster mother, got in fight on OB floor.

# What are psychosocial implications of substance use disorder with pregnancy?

# Implications of substance use disorder with pregnancy

- Co-occurring disorders
  - Depression.
    - Both substance use disorder and depression cause poor self-care.
  - Domestic violence
    - Second-leading cause of trauma-related death in pregnancy.



# Implications of substance use disorder with pregnancy

- Psychosocial:
  - Most mothers have a high motivation to change.
  - Lot of guilt/shame for many pregnant persons
  - Legal implications around custody of baby and older children
  - Most substance-using pregnant persons have very poor self-care behaviors. If they continue to use drugs, they are unlikely to take good care of themselves during the pregnancy.


# Implications of substance use disorder with pregnancy

- Psychosocial:
  - Often have history of childhood sexual abuse or physical abuse (with implications for parenting)
  - High incidence of PTSD
  - Most women who use drugs start using because their partners use drugs. If they are still with that partner, it can be difficult for them to quit unless he quits as well.

# Case Study

## Pregnancy and Opioid Use Disorder

25 yo G2P1 presents at 26 weeks, stating, “I’m addicted to fentanyl.” Scared that she will lose baby to child protective services or have medical complications. She wants to get into treatment.



# Case Study

## Pregnancy and Opioid Use Disorder

1. Is medication therapy an option for her?
2. Which is better, buprenorphine or methadone?
3. What about weaning off the fentanyl and using abstinence-based therapy?
4. Does she need any special care for her pregnancy?



# Prenatal Care

- In a study in the Journal of Perinatology, it was found that pregnant people with illicit drug use and no prenatal care had the highest risk for prematurity, low-birth weight and small for gestational age infants. As prenatal care increased, risk for prematurity, low birth weight and small for gestational age babies dropped.<sup>1</sup>
- Pregnant people will often delay or not get prenatal care because of stigma and fear of consequences, including being reported to child protective services.<sup>2</sup>

<sup>1</sup>El-Mohandes et al. Prenatal Care reduces the Impact of Illicit Drug use on Perinatal Outcomes. Journal of Perinatology. 2003; 23:354-360

<sup>2</sup>Bishop et al. Pregnant Women and Substance Use. Overview of Research and Policy in the United States. Bridging the Divide: A Project of the Jacobs Institute of Women's Health. February 2017

3.

# Abstinence-based therapy is not recommended during pregnancy for anyone who is actively using opioids.<sup>1</sup>

<sup>1</sup>Kampman and Jarvis. American Society of Addiction Medicine (ASAM) National Practice Guideline for the Use of Medications in the Treatment of Addiction Involving Opioid Use. J Addict Med 2015;9 358-367

# Medication Therapy and Pregnancy

Medication therapy for opioid use disorder (MOUD) is standard of care for pregnancy

# MOUD and Pregnancy

- MOUD can be done with either methadone or buprenorphine.
  - Methadone has been used longer, but most providers prefer to start with buprenorphine if available.

1. Kelly E, Hulse G. A Retrospective Cohort Study of Birth Outcomes in Neonates Exposed to Naltrexone in Utero: A Comparison with Methadone-, Buprenorphine- and Non-opioid-Exposed Neonates. *Drugs*. 2017 Jul;77(11):1211-1219. doi: 10.1007/s40265-017-0763-8. PMID: 28536981.

# Access to MOUD while pregnant

- A 2020 study of obstetricians showed that only a third of obstetricians always recommend MOUD and a fourth never recommend it.<sup>1</sup>
- MOUD providers are far less likely to accept pregnant patients than non-pregnant patients.<sup>2</sup>
  - Methadone 97% vs 91%
  - Buprenorphine 83% vs 51%

1. Ko, J.Y., Tong, V.T., Haight, S.C. *et al.* Obstetrician–gynecologists’ practice patterns related to opioid use during pregnancy and postpartum—United States, 2017. *J Perinatol* **40**, 412–421 (2020).
2. Stephen W. Patrick et al. (2018): Barriers to accessing treatment for pregnant women with opioid use disorder in Appalachian states, Substance Abuse

# Benefits of MOUD during pregnancy

- A recent study of 10,741 pregnant persons with OUD on Medicaid with 13,320 pregnancies showed the following benefits to Medication for Opioid Use Disorder:
  - Decreased rate of overdose
  - Decreased preterm birth
  - Decreased low birthweight
- All of the above outcomes improved with longer duration of MOUD during the pregnancy
- Of note, 41.8% of patients did not have any pharmacy fill for MOUD during the pregnancy

Krans EE, Kim JY, Chen Q, Rothenberger SD, James AE 3rd, Kelley D, Jarlenski MP. Outcomes associated with the use of medications for opioid use disorder during pregnancy. *Addiction*. 2021 Dec;116(12):3504-3514. doi: 10.1111/add.15582. Epub 2021 Jun 9. PMID: 34033170; PMCID: PMC8578145.

# Buprenorphine vs Methadone in Pregnancy

- 2010 NEJM study showed significantly less Neonatal Opioid Withdrawal Syndrome in buprenorphine group than the methadone group<sup>1</sup>
  - Babies exposed to buprenorphine required 89% less morphine, had a 43% shorter hospital stay, and shorter duration of treatment than babies exposed to methadone<sup>1</sup>

<sup>1</sup>Jones, H. et al. Neonatal Opioid Withdrawal Syndrome after Methadone or Buprenorphine Exposure. *NEJM*. Vol 363, 12/9/10 pp 2320-31

# Starting buprenorphine in a pregnant person

- Very little data or consensus recommendation
- Most clinicians are doing micro-dosing as an outpatient or rapid micro-dosing in an inpatient setting
- Macrodosing may be considered if the patient presents in active withdrawal



# What about medically monitored withdrawal?

# Medically Monitored Withdrawal

- Recent meta-analysis reviewed 15 studies with 1,997 participants, of whom 1,126 went detoxification
  - Study quality was fair to poor with no randomized control trials
  - Mostly inpatient or residential setting with 3 incarceration studies
- Detoxification completion ranged from 9-100%.
- Relapse ranged from 0-100%
- 2 maternal deaths from postpartum overdose in one study

Terplan M, Laird HJ, Hand DJ, Wright TE, Premkumar A, Martin CE, Meyer MC, Jones HE, Krans EE. Opioid Detoxification During Pregnancy: A Systematic Review. *Obstet Gynecol*. 2018 May;131(5):803-814. doi: 10.1097/AOG.0000000000002562. PMID: 29630016; PMCID: PMC6034119.

# Medically Monitored Withdrawal

- Rates of fetal demise and birthweights were similar between women who underwent detoxification and comparison group
- Rates of neonatal abstinence syndrome ranged from 0-100%

Terplan M, Laird HJ, Hand DJ, Wright TE, Premkumar A, Martin CE, Meyer MC, Jones HE, Krans EE. Opioid Detoxification During Pregnancy: A Systematic Review. *Obstet Gynecol*. 2018 May;131(5):803-814. doi: 10.1097/AOG.0000000000002562. PMID: 29630016; PMCID: PMC6034119.

# Medically Monitored Withdrawal

No study of medically monitored withdrawal has examined maternal outcomes postpartum<sup>1</sup>

1. Jones et al. Medically Assisted Withdrawal (Detoxification): Considering the Mother-Infant Dyad. J Addict Med 2017 DOI 10.1097

# Case Study Questions

1. The previous patient has made it to term and is about to go into labor.
2. Do you need to do anything special to manage her labor?
3. What can you expect for the baby?
4. Can she breast-feed?
5. What can she expect post-partum?

# Labor and Delivery

- Method of delivery should be based solely on obstetric considerations.
- Epidural is preferred method of pain relief.

# Comorbid Medical Conditions Case Study: Pregnancy and Opioid Dependence

34 yo G2P1 had been on buprenorphine-naloxone for heroin use disorder. She moved away and got pregnant and weaned herself off the buprenorphine. Moved back and declined to restart buprenorphine because “I am not going to ever go back to drugs.” NSVD of healthy baby with negative urine drug screens throughout pregnancy. Died of an overdose about 1 year post-partum.





# Maternal Mortality and Opioid Use Disorder

Studies from Maryland, Tennessee, Colorado, Utah, Ohio, and Massachusetts have found that postpartum overdose is one of the top causes of maternal mortality, causing 15-33% of deaths.

<sup>1</sup><https://phpa.health.maryland.gov/mch/Documents/Health-General%20Article.%20%C2%A713-1207.%20Annotated%20Code%20of%20Maryland%20-%202019%20Annual%20Report%20%E2%80%93%20Maryland%20Maternal%20Mortality%20Review.pdf> Accessed 2/18/2021

<sup>2</sup>Tennessee Maternal Mortality Review of 2 Maryland Maternal Mortality Review. 2014 Annual Report. MD Dept of Health and Mental Hygiene. Prevention and Health Promotion Administration.

<sup>3</sup>Metz et al. Maternal Deaths from Suicide and Overdose in Colorado, 2004-2012. Ob Gyn. Vol 128. No. 6. December 2016. pp 1233-1240

<sup>4</sup>Smid et al. Pregnancy-Associated Death in Utah: Contribution of Drug-Induced Deaths. Obstet Gynecol. 2019 Jun; 133(6): 1131-1140

<sup>5</sup>Hall et al. Pregnancy-Associated Mortality Due to Accidental Drug Overdose and Suicide in Ohio, 2009-2018. Obstetrics and Gynecology. Vol 136, No 4 October 2020

<sup>5</sup>Schiff et al. Fatal and Nonfatal Overdose Among Pregnant and Postpartum Women in Massachusetts. Obstet Gynecol. 2018



# Maternal Mortality and Opioid Use Disorder

- Suicide is also a substantial contributor to postpartum mortality.<sup>1</sup>
- Risk factors for postpartum opioid overdose and postpartum suicide have significant overlap.<sup>2</sup>
- Three of the most common include depression, intimate partner violence, and substance use disorder.
- Screen for depression postpartum. Use Edinburgh Postpartum Depression Screen or another tool.

<sup>1</sup>Campbell et al. Pregnancy- Associated Deaths from Homicide, Suicide, and Drug Overdose: Review of Research and the Intersection with Intimate Partner Violence. *Journal of Women's Health*. Volume 30, Number 2, 2021.

<sup>2</sup>Mangla et al. Maternal self-harm deaths: an unrecognized and preventable outcome. *American Journal of Obstetrics and Gynecology*. October 2019.



# Increased maternal mortality continued for many years after delivery in 2019 study

**Mothers in Ontario and England with babies who had neonatal abstinence syndrome have a mortality rate that is over ten times as high as mothers who did not have an affected baby.**

**Roughly 1 in 20 mothers died over the next decade**

**Top cause of death was unintentional injuries, but there were also high rates of murder and suicide, drug-related deaths, and unavoidable deaths**

Guttmann A et al. Long-term mortality in mothers of infants with neonatal abstinence syndrome: A population-based parallel-cohort study in England and Ontario, Canada. PLoS Med 16(11): e1002974. November 26, 2019.

# Neonatal Opioid Withdrawal Syndrome

# Neonatal Opioid Withdrawal Syndrome definition

- Neonatal Opioid Withdrawal Syndrome = physical withdrawal.
- Neonatal Opioid Withdrawal Syndrome baby is ≠ addicted to drugs.

# Clinical definition of opioid withdrawal in the neonate from the AAP

- Presence of clinical elements 1 and 2
- **(1) In utero exposure** to opioids with or without other psychotropic substances (recommended to be collected via confidential maternal self-report; toxicology testing also acceptable with maternal informed consent)
- **(2) Clinical signs** characteristic of substance withdrawal; any 2 of the following 5 signs qualify:
  - Excessive crying (easily irritable)
  - Fragmented sleep (<2-3 h after feeding)
  - Tremors (disturbed or undisturbed)
  - Increased muscle tone (stiff muscles)
  - Gastrointestinal dysfunction (hyperphagia, poor feeding, feeding intolerance, loose or watery stools)

Jilani et al. **Standardizing the Clinical Definition of Opioid Withdrawal in the Neonate.** *The Journal of Pediatrics.* September/October 2020 - Volume 14 - Issue 5

# Non-pharmacologic treatment of Neonatal Opioid Withdrawal Syndrome

- Non-pharmacologic treatment includes the following:
  - Small, frequent feeds.
  - Quiet, dim light.
  - Swaddling or skin-to-skin.
  - Prenatal education for parents.
- Studies from Dartmouth<sup>1</sup> and Yale<sup>2</sup> showed substantial improvements in cost and length of stay using non-pharmacologic treatment.

<sup>1</sup>Holmes et al. Rooming-In to Treat Neonatal Opioid Withdrawal Syndrome: Improved Family-Centered Care at Lower Cost. Pediatrics 2016; pp 2015-2029

<sup>2</sup>Grossman et al. An Initiative to Improve the Quality of Care of Infants with Neonatal Opioid Withdrawal Syndrome. Pediatrics 2017;139(6)

# Breastfeeding

- The Academy of Breastfeeding Medicine, the American Academy of Pediatrics, the American College of OB-GYN, the Substance Abuse and Mental Health Services Administration, and the American Society for Addiction Medicine recommend breastfeeding for women with substance use disorder who are in a treatment program and have had negative drug screens for 2 months prior to delivery.<sup>1,2,3,4,5</sup>
  - This includes women on MOUD.

<sup>1</sup>Jansson, L. et al, **Methadone Maintenance and Breastfeeding in the Neonatal Period** PEDIATRICS Vol. 121 No. 1 January 2008, pp. 106-114

<sup>2</sup>Reece-Stretman et al. **ABM Clinical Protocol #21: Guidelines for Breastfeeding and Substance use or Substance Use Disorder, Revised 2015 Breastfeeding Medicine**; Vol 10, November 3, 2015, pp 135-141

<sup>3</sup>Substance Use, Misuse, and Use Disorders During and Following Pregnancy, with an Emphasis on Opioids. ASAM Policy Statement. January 18, 2017

<sup>4</sup>Clinical Guidance for Treating Pregnant and Parenting Women with Opioid Use Disorder and Their Infants. SAMHSA. HHS Publication No. (SMA) 18-5054

<sup>5</sup>ACOG Committee Opinion. Opioid Use and Opioid Use Disorder in Pregnancy. Number 711. August 2017.



# Child Protective Services and Mental Health

**Study in Manitoba showed that losing custody of a child to child protective services is associated with significantly worse maternal mental health outcomes than experiencing the death of a child**

**Risk of depression was 1.90 times greater for women who had lost a child to child protective services.**

**Risk of substance use was 8.54 times greater for women who had lost a child to child protective services.**

- Wall-Wieler, Elizabeth et al. Maternal Mental Health after Custody Loss and Death of a Child: A Retrospective Cohort Study Using Linkable Administrative Data. The Canadian Journal of Psychiatry. 2018, Vol. 63(5) 322-328.



# To Call Child Protective Services or Not

- Know your state's laws
  - Child Welfare Information Gateway has a page that will let you look up your state's laws:
    - <https://www.childwelfare.gov/topics/systemwide/laws-policies/state/>
    - Guttmacher Institute also has information on state laws.  
<https://www.guttmacher.org/state-policy/explore/substance-use-during-pregnancy>
- Know your local hospitals' policies.

# To Call Child Protective Services or Not

- Discuss child protective service involvement during pregnancy
  - What will trigger a referral
  - What will likely happen with a referral
- Discuss with your patient what to do if a referral is made:
  - Be honest with child protective services
  - Have a plan for SUD treatment
  - Have a plan to ensure the baby is safe



# Take Home Messages

Alcohol and tobacco are the most dangerous drugs for the fetus in pregnancy.

Medication treatment is recommended for opioid use disorder in pregnancy.

The postpartum period and after is a high risk time for relapse and death in women with SUD

Use non-medical treatments first for neonatal opioid withdrawal syndrome.